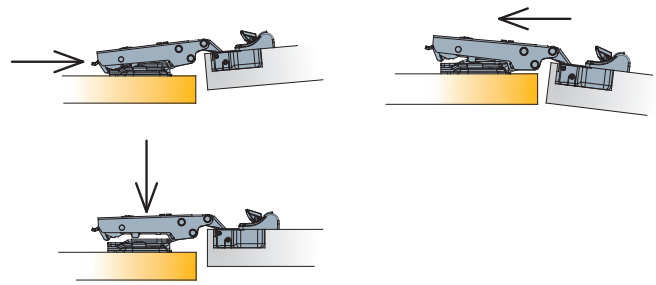


T-type Mounting Plates

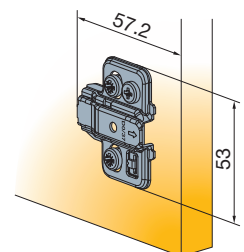
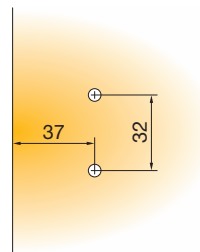
'3Way' snap-on mounting



Cam adjustable cruciform
mounting plate 37mm

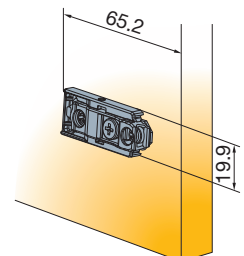
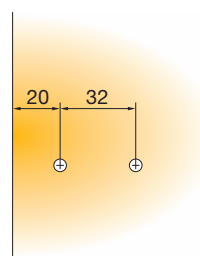
Drilling pattern

Dimensions



 150 Pcs Made of steel


Cam adjustable horizontal
mounting plate



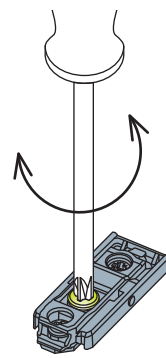
 150 Pcs Made of steel and zinc



Mounting plate thickness



Height adjustment +/-2mm



Height adjustment +/-2mm

Mounting plate type	15		10.5	15	14.5	
Mounting plate thickness (D)				no pre-drilling required 		
Item number						
0mm	700-0KC0-054	700-0KB0-054	700-0KF0-054	700-0KA0-054	700-0KE0-054	
1mm	700-0KC1-054	700-0KB1-054	700-0KF1-054	700-0KA1-054	700-0KE1-054	
2mm	700-0KC2-054	700-0KB2-054	700-0KF2-054	700-0KA2-054	700-0KE2-054	
3mm	700-0KC3-054	700-0KB3-054	700-0KF3-054	700-0KA3-054	700-0KE3-054	
4mm	700-0KC4-054	700-0KB4-054	700-0KF4-054	700-0KA4-054	700-0KE4-054	
0mm	700-0LC0-650	700-0LB0-650	700-0LF0-650			
2mm	700-0LC2-650	700-0LB2-650	700-0LF2-650			
3mm	700-0LC3-650	700-0LB3-650	700-0LF3-650			

Legend of mounting plate type symbols



Pre-mounted 15mm euro screws



Machine insertion ready



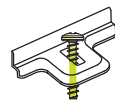
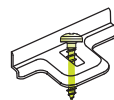
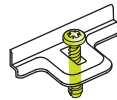
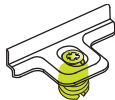
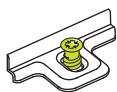
Pre-mounted 10.5mm expanding dowels



Premounted chipboard screw

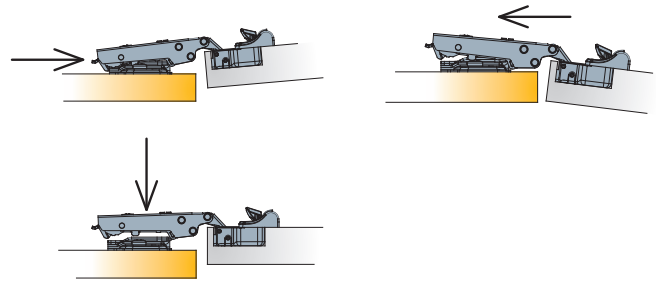


Premounted chipboard screw



T-type Mounting Plates

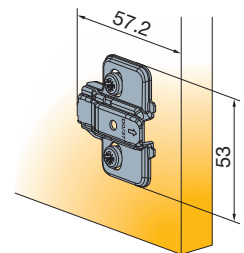
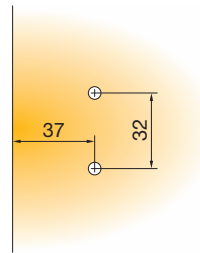
'3Way' snap-on mounting



Cruciform mounting plate 37mm

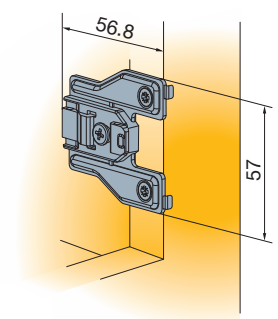
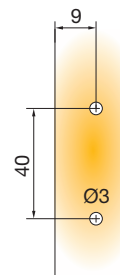
Drilling pattern

Dimensions



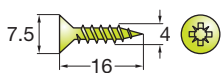
150 Pcs Made of steel

Face frame mounting plate



150 Pcs Made of steel and zinc

Fixing screw for cruciform mounting plate
If not pre-mounted



Chipboard screws
820-6328-050

10000 Pcs