

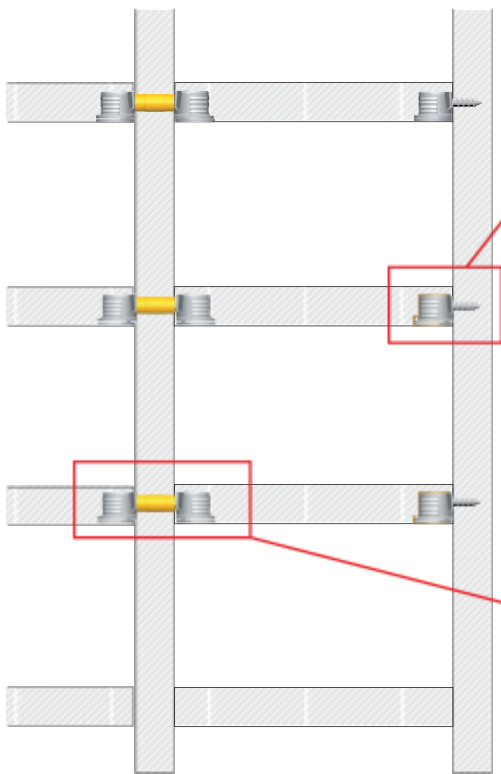
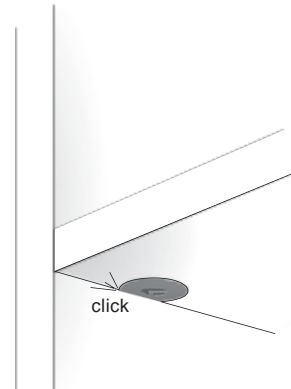
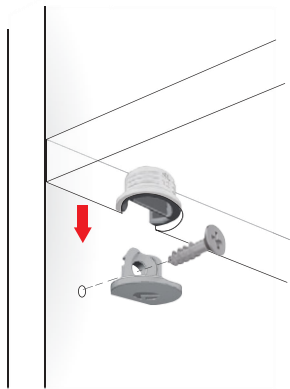
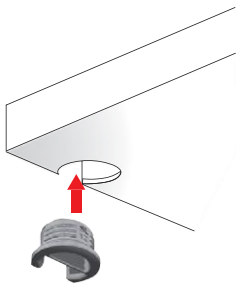
**MAORI** is the new concept in wood shelf supports, to be slotted into the panel by making face borings.

It is ideal for modular cabinets and modular furniture sporting a wide range of thicknesses. In fact MAORI can be used for the shelves minimum 12mm thick. The small side bracket round edge flushes with the lower side of the shelf making it aesthetically very elegant.

The panel has to be pushed downwards onto the side brackets, which can be screwed into any position required. The side bracket slots into the socket of the shelf supports and a click locks the panel in position.

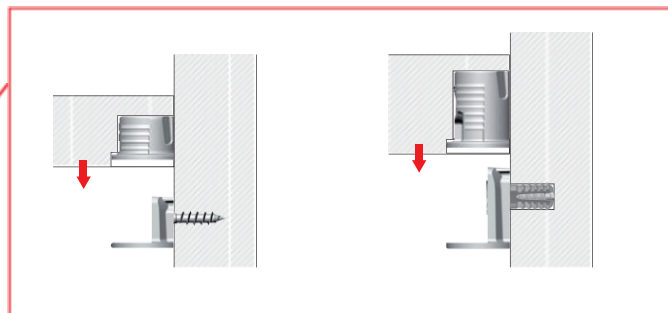
On the shelves >12mm thick, it is possible to fix the plastic support permanently using a  $\varnothing$  3 mm screw.

INSTALLATION AND ASSEMBLING



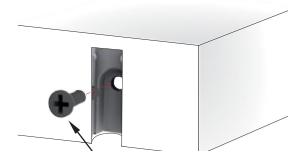
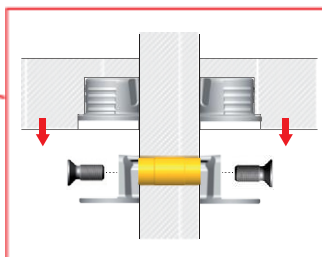
Assembling with alternative fixing options.

Assembling with pre-inserted spreading bush and screw to avoid hole damaging for shelf repositioning.



SPECIAL APPLICATION FOR SIDE PANEL  
12 mm THICK:  
Through hole fixing with metric sleeve.

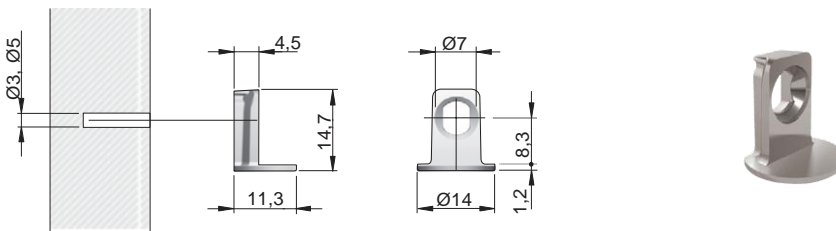
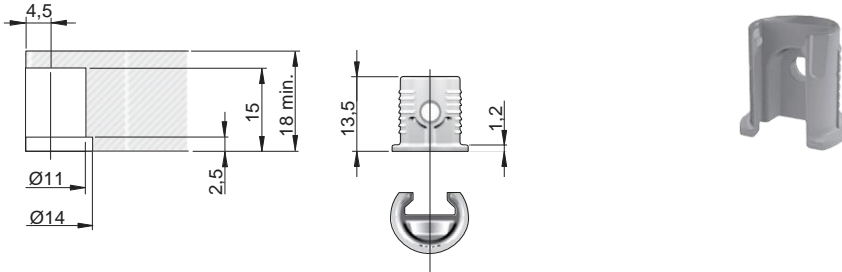
OPTIONAL FIXING (12mm thick version excluded):  
To achieve much more horizontal connection.



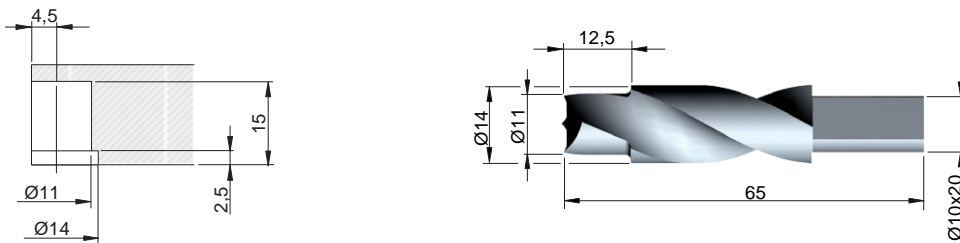
Optional fixing with pan head wood screw  $\varnothing$  3 x 16 mm.

Also suitable for top and bottom panels when a back panel is used.

**GRETA** 19 mm



**DRILL BIT FOR MAORI** 18 - 19



**R**  
**L**